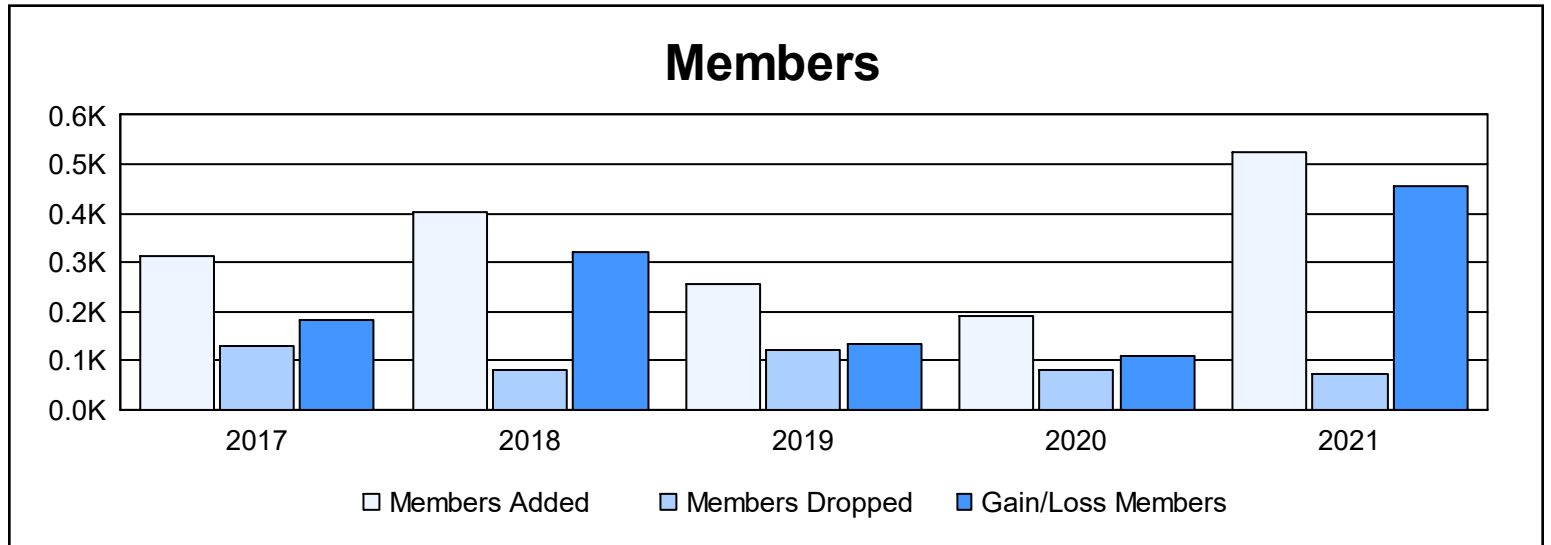
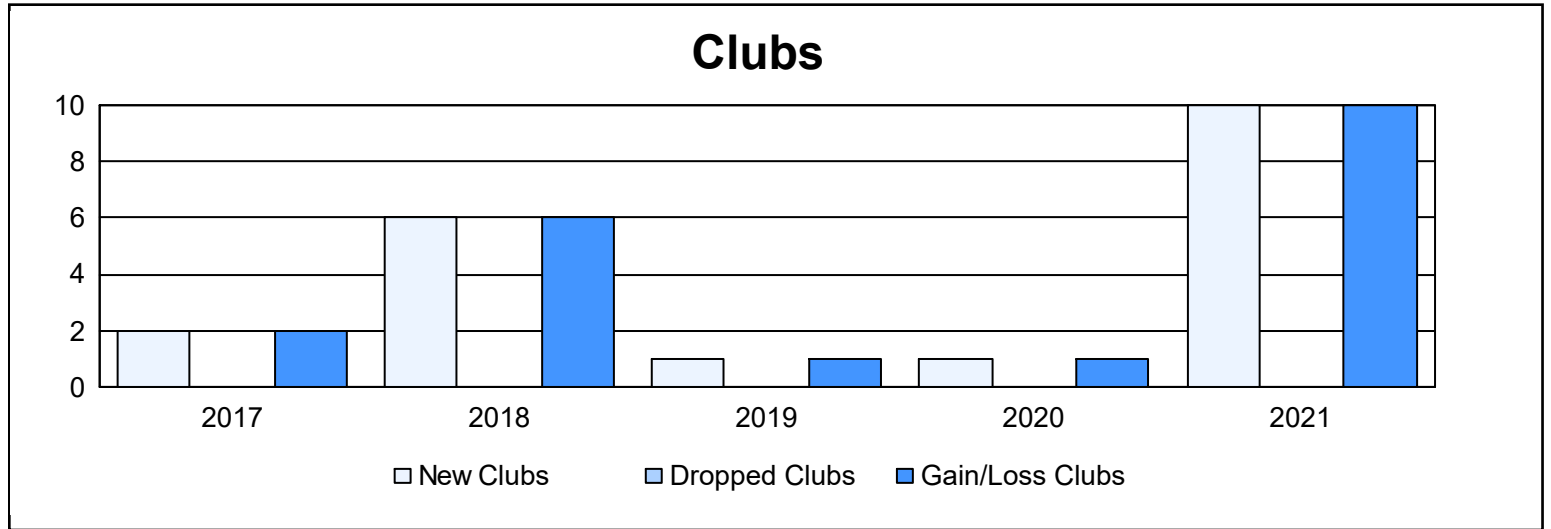
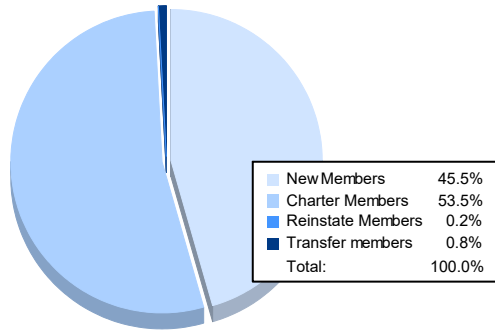


Year	New Clubs	Dropped Clubs	Gain/ Loss Clubs	New Members	Charter Members	Reinstate Members	Transfer Members	Total Member Added	Total Members Dropped	Gain/ Loss Members
2016-2017	2	0	2	240	61	7	6	314	130	184
2017-2018	6	0	6	227	168	2	7	404	82	322
2018-2019	1	0	1	198	54	0	2	254	122	132
2019-2020	1	0	1	160	24	0	6	190	79	111
2020-2021	10	0	10	239	281	1	4	525	71	454
<b>Average</b>	<b>4</b>	<b>0</b>	<b>4</b>	<b>213</b>	<b>118</b>	<b>2</b>	<b>5</b>	<b>337</b>	<b>97</b>	<b>241</b>



### Membership Composition June 2021 Cumulative



### Gender Composition June 2021 Cumulative

